




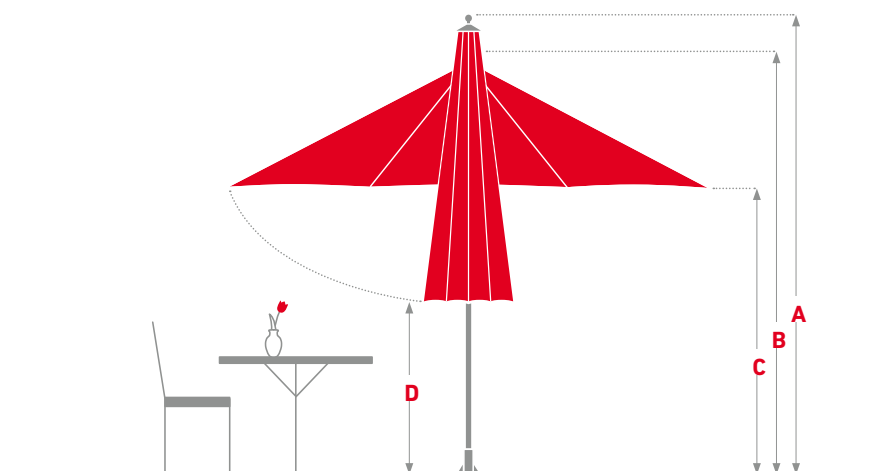











All measurements are approximate	Ø 2.0 m 8 spokes	Ø 2.5 m 8 spokes	Ø 3.0 m 8 spokes	Ø 3.5 m 8 spokes	Ø 4.0 m 8 spokes
Area in m ²	2,8	4,4	6.3	8,6	11.3
Parasol weight in kg	24	28	30	32	35
A Height closed* in cm	294	308	323	338	353
B Height opened* in cm	270	276	281	287	293
C Passage height* in cm	240	240	240	240	240
D Ground clearance* in cm	193	182	171	160	150
E Ground clearance* in cm when adding valances	163	152	141	130	120
F Inside circle dia. in cm	180	230	280	320	370
Max. permitted wind velocities fully opened parasol, km/h Permanent	90	89	84	79	73
Max. permitted wind velocities fully opened parasol, km/h Mobile 2-layered	68	67	63	60	55

					
All measurements are approximate	2.0 × 2.0 m 4 spokes	2.5 × 2.5 m 8 spokes	3.0 × 3.0 m 8 spokes	3.5 × 3.5 m 8 spokes	4.0 × 4.0 m 8 spokes
Area in m ²	4	6.3	9	12.3	16
Parasol weight in kg	24	29	33	36	39
A Height closed* in cm	312	332	353	373	394
B Height opened* in cm	270	275	281	287	293
C Passage height* in cm	240	240	240	240	240
D Ground clearance* in cm	171	155	139	124	109
E Ground clearance* in cm when adding valances	140	125	109	94	79
Max. permitted wind velocities fully opened parasol, km/h Permanent	90	86	80	73	65
Max. permitted wind velocities fully opened parasol, km/h Mobile 2-layered	68	65	60	55	49



	 2.5 × 2.0 m 6 spokes	 3.0 × 2.0 m 6 spokes	 3.0 × 2.5 m 8 spokes	 3.5 × 2.0 m 6 spokes
All measurements are approximate				
Area in m ²	5	6	7,5	7
Parasol weight in kg	26	27	30	28
A Height closed* in cm	321	331	341	342
B Height opened* in cm	270	270	275	270
C Passage height* in cm	240	240	240	240
D Ground clearance* in cm	161	151	146	140
E Ground clearance* in cm when adding valances	131	121	116	110
Max. permitted wind velocities fully opened parasol, km/h Permanent	88	86	83	84
Max. permitted wind velocities fully opened parasol, km/h Mobile 2-layered	66	65	63	63

 3.5 × 2.5 m 8 spokes	 3.5 × 3.0 m 8 spokes	 4.0 × 2.0 m 6 spokes	 4.0 × 2.5 m 8 spokes	 4.0 × 3.0 m 8 spokes	 4.0 × 3.5 m 8 spokes
8,8	10,5	8	10	12	14
32	33	29	33	35	36
351	362	353	362	372	382
275	281	270	275	281	287
240	240	240	240	240	240
136	130	130	126	121	115
106	100	100	96	91	85
81	77	82	78	74	70
61	58	62	59	56	53

* All measurements refer to the use with a permanent installation option (in-ground sleeve).